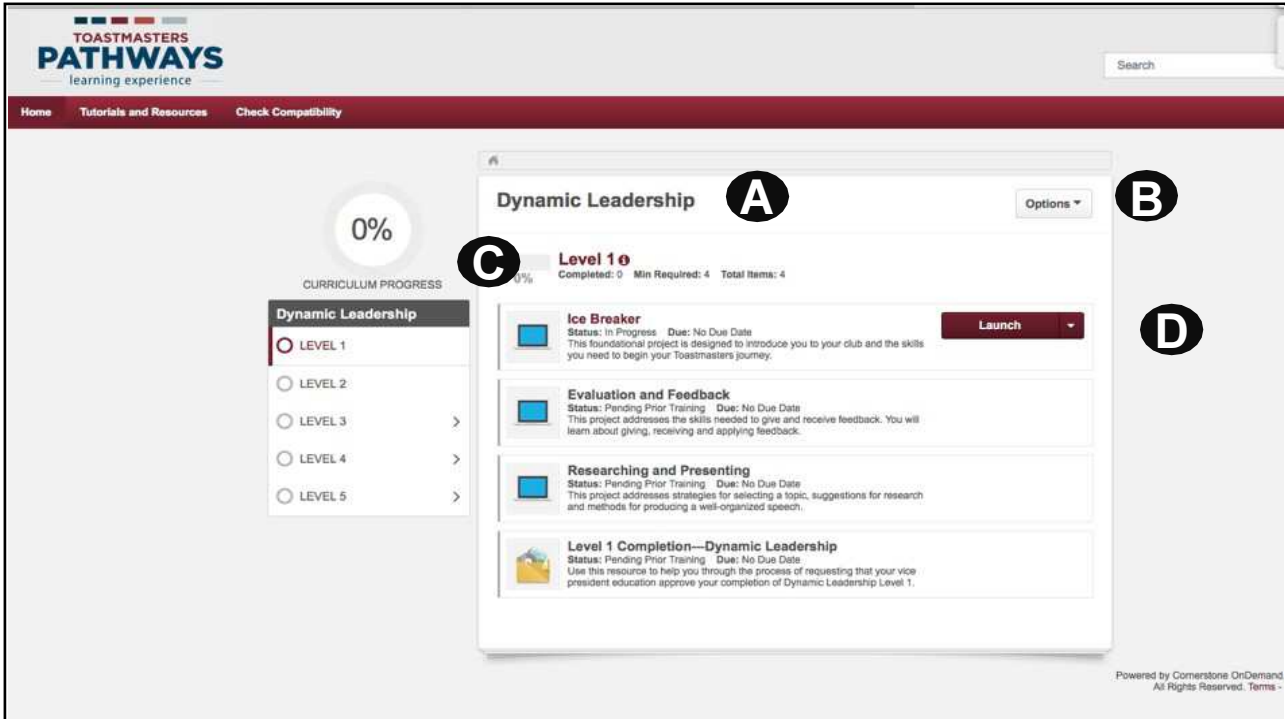


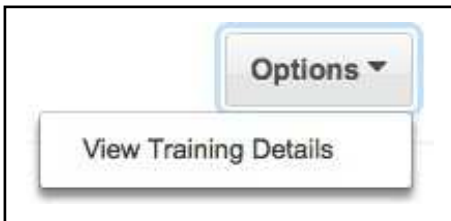
1. Go to www.toastmasters.org → login → click on **Welcome name** to go to your profile → in the blue **Go To Base Camp** box, select your club, if more than one and then click the **Go** button. When Base Camp opens, click on the **Paths and Learning** rectangle.



The screenshot shows the Toastmasters Pathways website interface. At the top left is the Toastmasters Pathways logo with the tagline 'learning experience'. Below the logo are navigation links: Home, Tutorials and Resources, and Check Compatibility. A search bar is located at the top right. The main content area features a 'Dynamic Leadership' path card. On the left side of this card, there is a 'CURRICULUM PROGRESS' section with a circular progress indicator showing '0%' and a list of levels from LEVEL 1 to LEVEL 5. The 'LEVEL 1' item is selected. To the right of the levels list is a detailed view of 'Level 1'. This view includes a 'Level 1' header with a progress bar showing '0%' completed, 'Min Required: 4', and 'Total Items: 4'. Below this are four project items: 'Ice Breaker', 'Evaluation and Feedback', 'Researching and Presenting', and 'Level 1 Completion—Dynamic Leadership'. Each project item has a computer icon, a status, a due date, and a description. The 'Ice Breaker' project has a 'Launch' button. An 'Options' dropdown menu is located at the top right of the path card.

View details of your chosen path

A



This close-up shows the 'Options' dropdown menu and the 'View Training Details' button. The 'Options' button is a light blue button with a downward arrow. Below it is a white button with a grey border that says 'View Training Details'.

You can view details about all the projects in your path. Select **Options** B and choose **View Training Details**.



This close-up shows the 'CURRICULUM PROGRESS' section. It features a circular progress indicator showing '0%' and a dark grey button labeled 'Dynamic Leadership'.

Track your progress through your path C and through your Level.



This close-up shows the 'Level 1' progress bar. It includes a 'Level 1' header with an information icon, a progress bar showing '0%' completed, and the text 'Min Required: 4' and 'Total Items: 4'.

The computer icon indicates online content. D Depending on whether you have reviewed the online content or not, the burgundy tab will read **Activate**, **Launch** or **Evaluate**.




This close-up shows the 'Ice Breaker' project card. It features a computer icon, the title 'Ice Breaker', the status 'Status: In Progress', the due date 'Due: No Due Date', and a description: 'This foundational project is designed to introduce you to your club and the skills you need to begin your Toastmasters journey.' A burgundy 'Launch' button with a downward arrow is located at the bottom right of the card.

LEVEL 1 Mastering Fundamentals	LEVEL 2 Learning Your Style	LEVEL 3 Increasing Knowledge	LEVEL 4 Building Skills	LEVEL 5 Demonstrating Expertise
"Ice Breaker" "Evaluation and Feedback" "Researching and Presenting"	Two required projects + "Introduction to Toastmasters Mentoring"	One required project + a minimum of two elective projects *Serve as Topicsmaster, Toastmaster and evaluator by the end of Level 3	One required project + a minimum of one elective project	One required project + a minimum of one elective project + "Reflect on Your Path"

Level 1 is Mastering Fundamentals. It consists of four projects and several assignments within each project:

Ice Breaker

- A 4-6 minute speech



Ice Breaker
 Status: In Progress Due: No Due Date
 This foundational project is designed to introduce you to your club and the skills you need to begin your Toastmasters journey.

Evaluation and Feedback

- A 5-7 minute speech
- Incorporating feedback from your first speech into a second 5-7 minute speech.
- Serving as a speech evaluator



Evaluation and Feedback
 Status: In Progress Due: No Due Date
 This project addresses the skills needed to give and receive feedback. You will learn about giving, receiving and applying feedback.

Research and Presenting


- A 5- to 7-minute speech



Researching and Presenting
 Status: In Progress Due: No Due Date
 This project addresses strategies for selecting a topic, suggestions for research and methods for producing a well-organized speech.

Level 1 Completion

- Submit Level 1 completion request



Level 1 Completion—Dynamic Leadership
 Status: Pending Prior Training Due: No Due Date
 Use this resource to help you through the process of requesting that your vice president education approve your completion of Dynamic Leadership Level 1.